


RI-29 Series Dry Reed Switch



RI-29 Series

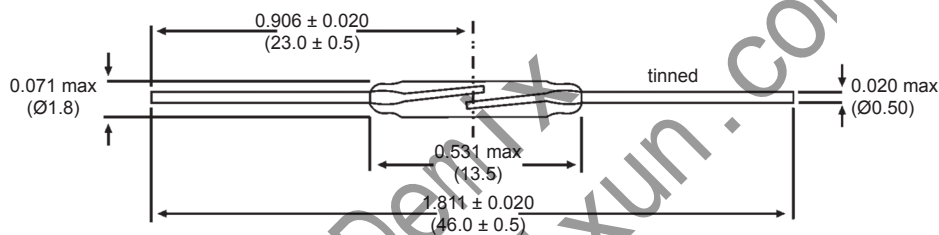
Pico dry-reed switch hermetically sealed in a gas-filled glass envelope. Single-pole, single-throw (SPST) type, having normally open contacts, and containing two magnetically actuated reeds.

The switch is of the double-ended type and may be actuated by an electromagnet, a permanent magnet or a combination of both. The device is intended for use in relays or similar devices.

RI-29 Series Features

- Can handle up to 20 W load
- Contact layers: gold, copper, sputtered ruthenium
- Superior glass-to-metal seal and blade alignment
- Excellent life expectancy and reliability
- RoHS Compliant

Dimensions for RI-29 Series



All Dimension in inches (mm) nominal

General data for all models RI-29

AT-Customization / Performed Leads

Besides the standard models, customized products can also be supplied offering the following options:

- Operate and release ranges to customer specification
- Cropped and/or performed leads

Coils

All characteristics are measured using the Philips Standard Coil. For definitions of the Philips Standard Coil, refer to "Application Notes" in the *Reed Switch Technical & Application Information* Section of this catalog.

Life expectancy and reliability

The life expectancy data given below are valid for a coil energized at 1.25 times the published maximum operate value for each type in the RI-29 series.

No load conditions (operating frequency: 100Hz)

Life expectancy: min. 2×10^8 operations with a failure rate of less than 10^{-9} with a confidence level of 90%.

End of life criteria:

Contact resistance > 1Ω after 2 ms

Release time > 2 ms (latching or contact sticking).

Loaded conditions (capacitive load: 80 V; 0.1 mA; (700 mA peak); operating frequency: 100 Hz)

RI-29AA

Life expectancy: min. 10^7 operations with a failure rate of less than 2×10^{-8} with a confidence level of 90%.

End of life criterion:

Release time > 2 ms (latching or contact sticking).

RI-29A

Life expectancy: min. 2×10^7 operations with a failure rate of less than 10^{-8} with a confidence level of 90%.

End of life criterion:

Release time > 2 ms (latching or contact sticking).

Switching different loads involves different life expectancy and reliability data. Further information is available on request.

Mechanical Data

Contact arrangement is normally open; lead finish is tinned; net mass is approximately 100mg; and can be

RI-29 Series Dry Reed Switch

Technical Specifications

Parameters	Test Conditions	Units	RI-29AA	RI-29A
Operating Characteristics				
Operate Range		AT	16-25	20-34
Release Range		AT	5-18	7-19.5
Operate Time - including Bounce (typ.)		ms	0.25	0.25
Bounce Time (typ.)		ms	0.05	0.05
Release Time (max)		µs	30	30
Resonant Frequency (typ.)		Hz	6500	6500
Electrical Characteristics				
Switched Power (max)		W	15	20
Switched Voltage DC (max)		V	200	200
Switched Voltage AC, RMS value (max)		V	140	140
Switched Current DC (max)		mA	1000	1000
Switched Current AC, RMS value (max)		mA	1000	1000
Carry Current DC (max)		A	1.25	1.25
Breakdown Voltage (min)		V	250	280
Contact Resistance (initial max.)		mΩ	115	115
Contact Resistance (initial typ.)		mΩ	90	90
Contact Capacitance (max)	without test coil	pF	0.3	0.25
Insulation Resistance (min)	RH ≤ 45%	MΩ	10 ⁶	10 ⁶

mounted in any position.

Shock

The switches are tested in accordance with "IEC 68-2-27", test Ea (peak acceleration 150 G, half sinewave; duration 11 ms). Such a shock will not cause an open switch (no magnetic field present) to close, nor a switch kept closed by an 80 AT coil to open.

Vibration

The switches are tested in accordance with "IEC 68-2-6", test Fc (acceleration 10G; below cross-over-frequency 57 to 62 Hz; amplitude 0.75 mm; frequency range 10 to 2000 Hz; duration 90 minutes.) Such a vibration will not cause an open switch (no magnetic field present) to close, nor a switch kept closed by an 80 AT coil to open.

Mechanical Strength

The robustness of the terminations is tested in accordance with "IEC 68-2-21", test Ua1 (load 10 N).

Operating and Storage Temperature

Operating ambient temperature; min: -55°C; max: +75°C.
Storage temperature; min: -55°; max: +125°C. Note:
Temperature excursions up to 150°C may be permissible.
For more information contact your nearest Comus Group sales office.

Soldering

The switch can withstand soldering heat in accordance with "IEC 68-2-20", test Tb, method 1B: solder bath at 350 ± 10°C for 3.5 ± 0.5 s. Solderability is tested in accordance with "IEC 68-2-20" test Ta, method 3: solder globule temperature 235°C; ageing 1b: 4 hours steam.

Welding

The leads can be welded.

Mounting

The leads should not be bent closer than 1 mm to the glass-to-metal seals. Stress on the seals should be avoided. Care must be taken to prevent stray magnetic fields from influencing the operating and measuring conditions.


* As part of the company policy of continued product improvement, specifications may change without notice. Our sales office will be pleased to help you with the latest information on this product range and the details of our full design and manufacturing service. All products are supplied to our standard conditions of sale unless otherwise agreed in writing.

RI-29 Series Dry Reed Switch



Comus International
454 Allwood Road
Clifton, New Jersey 07012
U.S.A

Tel: (1)973 - 777 - 6900
Fax: (1)973 - 777 - 8405
email: info@comus-intl.com
Website: <http://www.comus-intl.com>
ISO 9001:2008
CERTIFICATE NO: 03-12314



Comus Europe Ltd
Unit 7, Rice Bridge Industrial Estate
Thorpe - Le - Soken
Essex, England
CO160HL
Tel: +44 (0)1255 862236
Fax: +44 (0)1255 862014
email: sales@comuseurope.co.uk
Website: <http://www.comuseurope.co.uk>
ISO 9001:2008
CERTIFICATE NO: FM 21080



Comus Belgium BVBA
Overhaamlaan 40
B-3700 Tongeren
Belgium

Tel: +33 (0)12 390400
Fax: +33 (0)12 235754
email: info@comus.be
Website: <http://www.comus.be>



Comus Technology BV
Jan Campertstraat 11
6416 SG Heerlen
The Netherlands

Tel: +31(0)45 5439345
Fax: +31(0)45 5427216
email: info@comus-intl.com
Website: <http://www.dry-reeds.com>



Comus Electronics and Technologies
India Private Limited
2nd Floor, No.31/33, Anjugam Nagar
2nd Street, Ashok Nagar, Jaferkhanpet
Chennai 600083
Tamil Nadu, India
Tel:+(91)-(44)-42023510
Fax:+(91)-(44)-22628198
email: info@comus-intl.com
Website: <http://www.comusindia.com>

TAKE A LOOK AT OUR VARIETY OF PRODUCTS

