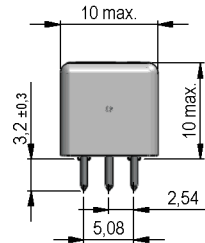
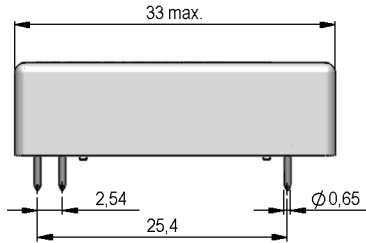


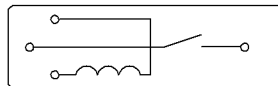
**Dimensions mm[inch]**

tolerances acc. to DIN ISO 2768-m  
Toleranzen gem. DIN ISO 2768-m



**Layout**

Top view  
Draufsicht



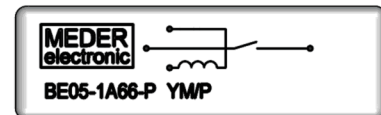
**Isometric**

Scale 1:1  
Maßstab 1:1



**Marking**

according to EN60062/factory code  
gem. EN60062/Fertigungsstätte



Coil Data at 20 °C	Conditions	Min	Typ	Max	Unit
Coil resistance		126	140	154	Ohm
Coil voltage			5		VDC
Rated power			179		mW
Thermal resistance			72		K/W
Pull-In voltage				3,5	VDC
Drop-Out voltage		0,4			VDC

Contact data 66	Conditions	Min	Typ	Max	Unit
Contact rating	Any DC combination of V & A not to exceed their individual max.'s			10	W
Switching voltage (<21 AT)	DC or Peak AC			180	V
Switching current	DC or Peak AC			0,5	A
Carry current	DC or Peak AC			1,25	A
Contact resistance static	Measured with 40% overdrive Start Value			150	mOhm
Insulation resistance	RH <45 %, 100 VDC test voltage	10			GOhm
Breakdown voltage (<21 AT)	according to EN 60255-5	200			VDC
Operate time incl. bounce	measured with 40% overdrive			0,5	ms
Release time	measured with no coil excitation			0,1	ms
Capacitance	@ 10 kHz across open switch		0,2		pF

Special Product Data	Conditions	Min	Typ	Max	Unit
Number of contacts			1		
Contact - form			A - NO		
Dielectric Strength Coil/Contact	according to EN 60255-5	2			kV AC
Insulation resistance Coil/Contact	RH <45%, 200 VDC measuring voltage	1			TOhm
Case colour			grey		
Housing material			Polycarbonat		
Sealing compound			Polyurethan		
Connection pins			Copper alloy tin plated		
Magnetic Shield			no		
Reach / RoHS conformity			yes		



Europe: +49 / 7731 8399 0

| Email: info@standexmeder.com

USA: +1 / 508 295 0771

| Email: salesusa@standexmeder.com

Asia: +852 / 2955 1682

| Email: salesasia@standexmeder.com

Item No.:

**8805171100**

Item:

**BE05-1A66-P**

**BE05-1A71-P**

Environmental data	Conditions	Min	Typ	Max	Unit
Shock	1/2 sine, duration 11ms, in 3 axis			50	g
Vibration	from 10 - 2000 Hz			20	g
Operating temperature		-20		70	°C
Storage temperature		-35		95	°C
Soldering temperature	wave soldering max. 5 sec.			260	°C
Washability					fully sealed

General data	Conditions	Min	Typ	Max	Unit
Packaging					plastic tube a 50 pcs.

Modifications in the sense of technical progress are reserved

Designed at: 02.03.11    Designed by: CRUF

Approval at: 26.05.14    Approval by: DSTASTNY

Last Change at:            Last Change by:

Approval at:                Approval by:

Version: 01