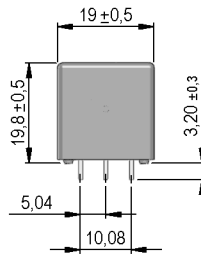
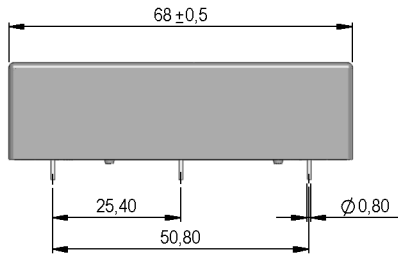
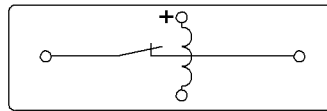



**Dimensions mm[inch]**  
 tolerances acc. to DIN ISO 2768-m  
 Toleranzen gem. DIN ISO 2768-m



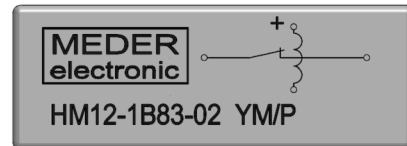
**Layout**  
 Top view  
 Draufsicht



**Isometric**  
 Scale 1:2  
 Maßstab 1:2



**Marking**  
 according to EN60062/factory code  
 gem. EN60062/Fertigungsstätte



Coil Data at 20 °C	Conditions	Min	Typ	Max	Unit
Coil resistance		225	250	275	Ohm
Coil voltage			12		VDC
Rated power			576		mW
Thermal resistance			12		K/W
Pull-In voltage				9	VDC
Drop-Out voltage		1			VDC

Contact data 83	Conditions	Min	Typ	Max	Unit
Contact rating	Any DC combination of V & A not to exceed their individual max.'s			50	W
Switching voltage	DC or Peak AC			7.500	V
Switching current	DC or Peak AC			3	A
Carry current	DC or Peak AC			5	A
Contact resistance static	Measured with 40% overdrive Start Value			150	mOhm
Insulation resistance	RH <45 %, 100 V test voltage	10			GOhm
Breakdown voltage	according to EN 60255-5	10			kV DC
Operate time incl. bounce	measured with 40% overdrive			3,2	ms
Release time	measured with no coil excitation			1,5	ms
Capacitance	@ 10 kHz across open switch		1		pF

Special Product Data	Conditions	Min	Typ	Max	Unit
Number of contacts			1		
Contact - form			B - NC		
Dielectric Strength Coil/Contact	according to EN 60255-5	10			kV DC
Insulation resistance Coil/Contact	RH <45%, 200 VDC measuring voltage	1			TOhm
Case colour			gray		
Housing material			Polycarbonat		
Sealing compound			Polyurethan		
Connection pins			Copper alloy tin plated		
Reach / RoHS conformity			yes		
Remark			attention coil polarity		



Europe: +49 / 7731 8399 0

| Email: info@standexmeder.com

Item No.:

USA: +1 / 508 295 0771

| Email: salesusa@standexmeder.com

**8412583002**

Asia: +852 / 2955 1682

| Email: salesasia@standexmeder.com

Item:

**HM12-1B83-02**

Environmental data	Conditions	Min	Typ	Max	Unit
Shock	1/2 sine, duration 11ms, in 3 axis			50	g
Vibration	from 10 - 2000 Hz			20	g
Operating temperature		-20		70	°C
Storage temperature		-35		105	°C
Soldering temperature	wave soldering max. 5 sec.			260	°C
Washability					fully sealed

Modifications in the sense of technical progress are reserved

Designed at: 14.10.14    Designed by: WKOVACS

Approval at: 31.10.14    Approval by: DSTASTNY

Last Change at:            Last Change by:

Approval at:                Approval by:

Version: 01